


 symbol next to the lessons make them a priority and they will receive feedback.

	Monday	Tuesday	Wednesday	Thursday	Friday
MATH	No School	Coordinate plane Video and practice	Quiz day Khan Academy <u>Unit test</u> <u>Coordinate Plane</u> 	<i>No lesson today</i> <i>I Ready Practice</i>	Friday Feedback form
ELA		Chains: Ch. 28 & 29 Add to main events, and Character Traits List	Chains: Ch. 30 & 31 Video from Mrs. Riehl about writing Outline "Choose a Side"	Chains: Ch: 32 & 33 Draft "Choose a Side"	Chains: Ch. 34 Chains Quiz Finish and submit "Choose a Side"
SCIENCE/SOCIAL STUDIES		Science: Google form quiz on Criteria Constraints 	(Working on " Choose a Side " - Refer to your Social Studies notes) Optional: Additional readings & videos		
OTHER		*Start iReady lessons Supply pick up day 1 No Zoom today	*Recess/Social Zoom 1-:130 <i>With Mr. Ryals and Mrs. Hoyer</i> Supply pick up day 2		10:45-11:45 <i>Class Zoom for team building and sharing out from the week</i>

Dear FVE Fifth grade Families,

5/26/2020

It seems now that we have reached the end of May, the rest of the year is Zooming by. I hope you enjoyed your Memorial Day weekend. We are approaching another four-day week, but it will be a busy one. The end is in sight. Let's try to end strong.

Last week you received a notification from Mr. Larama and Mrs. Sternberg about student supply pick up. (see chart below for times and pick up locations) If you want to drop off any library books or things for the teachers at the same time, please place the item in a bag clearly marked either with the teacher name (ie: for the teacher) or marked FV Library (book for Mrs. Finlinton). Bagging and labeling the items will make it easier to get the items back to their correct owners. NO CHROMEBOOK RETURN AT THIS TIME!

Mr. Ryals and Mrs. Hoyer will be hosting a special Fifth grade "Recess/Social" Zoom session on Wednesday, May 27th from 1-1:30. Here is the link and password.

- Derek Ryals is inviting you to a scheduled Zoom meeting.
- <https://zoom.us/j/98463736001?pwd=azV2bUo5czB2NW9wYTR1dWR6cmhFZz09>
- Meeting ID: 984 6373 6001
- Password: 6Rvp2p

Because of the supply pick up and the Recess/Social zoom we will not be hosting our regular Tuesday zoom session.. Teachers are going to be at the school helping with supply pick up on either Tuesday or Wednesday. We look forward to Zooming with the kids Friday, May 29th.

State law and district policy require students to be educated about the prevention of the transmission of HIV, which can lead to AIDS. To meet this mandate through remote learning, Grade 5 teachers are providing a lesson about this topic to parents/guardians via email. Please look for the email with the video and discussion questions on Monday. We will not be sharing this link or video on our Google classrooms. Please review this video and study guide and present the video to your student if you choose.

As you know, the District has made the decision to open up the iReady diagnostic testing window starting June 1st . Taking this diagnostic will adjust your child's iReady learning pathways in both math and reading. To accommodate for the time it will take for your child to complete these two diagnostic tests, we will limit all other expected work for the week of June 1-5th. We understand that these type of tests can be overwhelming and time consuming. Your child may need extra support and encouragement as they tackle these assessments. We want to remind them to try their best and show what they know. But with any assessment, this is just one snapshot in a moment of time (and these are unrepresented times.) Thank you for your support with encouraging your child to complete these diagnostics. Although it may be tempting to help them academically (ie explaining or clarify procedures) the best help you can give them is emotional support. We will also be providing the same support during our weekly zooms. If you have any questions or concerns regarding the diagnostic Please email Catherine Matthews at the District office. CMatthews@everettsd.org

We are nearing the end of our the end of our interesting school year. We are currently working on solidifying some type of 5th grade celebration and will let you know as soon as possible. It would be the week of June 8th -12th

Take care and stay safe and sane!

Your fifth grade teachers,

Mrs. Nichol, Mrs. Riehl, Mrs. Reynolds and Mrs. Knause

Time	Bus Loop	Car Loop
9:00-10	A-D	N-P
10:00-11	E-H	Q-S
1:00-2	I-M	T-Z
2:00-3	*A-M	*N-Z
	anyone who missed their time	anyone who missed their time

Tuesday lessons:

Math:

Log into Google Classroom

1. Watch Mrs. Reynolds Instructional video on how to complete the Coordinate Plane Practice
2. Open Tuesday Coordinate Plane Practice
3. Read the directions for each slide and complete all of the slides
4. turn in when done

Turn in : Coordinate Plane Practice slide show


ELA:

1. **Chains Chapters 28 & 29** - Read independently or listen to Mrs. Riehl as she reads
2. **Add to your note pages for:** main events and inferring character traits lists for Isabel.

***Note: You will have a quiz at the end of the week about your reading from this week.

Turn in: Nothing for Today

Science: Identify criteria and constraints both in context and by definition.

1. Login to **Google Classroom** and read through the Tuesday assignment. If you need to review, rewatch the video from last week, play the Spelling City games again, or go back through your Mission to Mars file.
2. Complete the Google Form quiz on criteria and constraints.
3. Review your answers.
4. Turn in: **Google Form Quiz for feedback** 



Wednesday lessons:

Math: Review Coordinate planes and check for understanding Unit test

1. Log into Khan Academy and complete **Coordinate Plane Unit test**
2. Return to Google Classroom find:
Wednesday Khan Academy Coordinate Plane Unit test *ASSIGNMENT for feedback*
 - a. Enter score
 - b. Answer the following question:

"What was your score on the Unit Test? Do you need any more practice with Coordinate Planes? Why or why not?"

Turn in: Wednesday Khan Academy unit score and reflection question

ELA 1) **Chains Chapters 30 & 31**- Read independently or Listen to the audio

2) **Watch the video from Mrs. Riehl** as she walks you through how to prepare your "Choose Your Side" writing paragraph

3) **Outline your "Choose a Side" Loyalist vs. Patriot Paragraph:** Use your social studies notes and the writing frame go plan out your paragraph - Look at your social studies notes, decide which evidence from your sources will best support your side.

In your paragraph you should:

- Include one quote from your sources - Make sure to include a sentence starter to cite your source.
- Give multiple pieces of evidence/examples/details of why it would have been a loyalist or patriot.
- Remember when writing an opinion paragraph/essay it is perfectly acceptable to use phrases like - I would/I think/I strongly believe
- Include any definitions for terms specific to the topic - For example what is a loyalist/patriot/monarchy/merchant or any other definition to a word that is specific to the topic and would add to your paragraph. This is called elaboration and good writers elaborate and explain their thinking so that readers can better understand what the author is trying to say.

Social Studies: Integrate your Social Studies notes - use sources to cite and explain your stakeholders' point of view.

1. Login to **Google Classroom** and find the ELA graphic organizer writing frame (planner) for your persuasive paragraph. Make sure to watch the short instructional video from Mrs. Riehl as she goes over the writing frame with you.
2. Determine if you would support the loyalist or patriot cause. Use your Social Studies notes from last Tuesday/Wednesday when citing evidence for your position. (These are from 2 sources: Loyalist vs. Patriots article AND Liberty's Kids video).
3. You will continue to work on and refine this paragraph over the next few days with it **due on Friday**. 🚩

OPTIONAL: I will be posting a "material" link on Google Classroom for additional readings, videos, and picture book⁴ read-alouds about the two positions and for your social studies enjoyment. 😊

Thursday lessons:

MATH:

- No Lesson today
- I Ready Practice

ELA:

- 1) Read or Listen to Chapters 32 & 33 of "Chains"
- 2) Add to your important events list
- 3) Continue Drafting your "Choose Your Side" Opinion Paragraph - See Social Studies for important tips about quoting and paraphrasing your evidence.

Optional/Writing Enrichment: Add an introduction/ Grabber Beginning paragraph to your "Choose A Side" writing response. Think about an imagine scenario that paints a picture of what it was like to be a loyalist/patriot during the American Revolution. This paragraph would appear before your main paragraph.

Social Studies: Integrate your Social Studies notes - use sources to cite and explain your stakeholders' point of view.

1. Login to **Google Classroom** and find the **ELA** Thursday assignment.
2. Today you will take your ELA/SS paragraph plan and put it all together into a **draft**. Things to look for:
 - a. Did you properly cite your sources?
 - i. EXAMPLE: In the "Loyalists vs. Patriots" article...
 - ii. EXAMPLE: In the Liberty's Kids episode...
 - b. Are there quotation marks if you *directly* used a quote? (Not needed if you paraphrased)
 - i. EXAMPLE QUOTE: In the Liberty's Kids video, John Adams claimed, the patriots must "distinguish between a patriotic act of protest and mob rule."
 - ii. EXAMPLE PARAPHRASE: In the Liberty's Kids video John Adams described many patriots as being a mob instead of protestors.
 - c. If you are only using 2 pieces of evidence in the whole paragraph, did you find the *most* convincing piece for your side?
 - i. EXAMPLE: Some patriots let mobs rule. As paraphrased from the "Loyalists vs. Patriots" article, loyalists were often harassed and treated harshly.
 - ii. VERSUS EXAMPLE: Some patriots let mobs rule. In Liberty's Kids, we saw Patriots attack a sailor with boiling tar and feathers simply for not joining in a toast. In a later scene we see him crying out as tears shocked his skin.

Friday Lessons:

Math: Finish up and Feedback

1. **Finish I Ready** math lessons
2. FRIDAY Feedback form
 - Check to see all work is turned in and look for feedback
 - Go to Classwork feed
 - clicking the "view my work" button.
 - click on returned assignments,
 - look for comment talk-bubble next to assignment
 - open any google forms to see question by question feedback and read comments
3. Cut and paste 2 pieces of feedback from this week's work.
4. Answer the question: *"How do you feel about your work on this week's lessons and why?"*

Turn in: Friday Feedback form

ELA:


1. Read or Listen to Chapters 34 of "Chains"
2. Complete the Google Form Quiz 
3. Finish your "Choose Your Side" Writing Response Paragraph - make sure to check your paragraph against the writing frame.

Your paragraph should have the following:

- One quote from your sources - Make sure to include a sentence starter to cite your source and quotation marks around the exact words from the source.
- Give multiple pieces of evidence/examples/details of why it would have been a loyalist or patriot.
- Utilize transition words/phrases to link ideas and evidence together (See the writing frame from Wednesday)
- Include phrases like - I would/I think/I strongly believe to express your opinions and thoughts
- Wrap up your paragraph by including a conclusion transitional phrase followed by restating your opinion/side (see writing frame)

Turn In: Google Form Quiz and Choose Your Side Paragraph 

Social Studies: Integrate your Social Studies notes - use sources to cite and explain your stakeholders' point of view.

1. Login to **Google Classroom** and find the **ELA** Friday assignment.
2. After revising (powerful evidence choices? Clear statement?) and editing (CUPS), you will turn in your final draft of your Choose Your Side paragraph.
3. I will be looking through and providing feedback for **well chosen, accurate evidence** being cited.
4. Turn in: "Choose your Side" Paragraph 

Objectives for the week:



Support: Please see the Google Classroom for videos that will explain an overview of your assignments for the week. On Tuesday's zoom calls, please come ready with questions about your assignments.

Math: Coordinate grids and Equivalent fractions

Ø I can graph and interpret points in the first quadrant of a coordinate plane. 5.G.2

ELA:

- ❖ Describe in depth a character, setting, or event in a story drawing on specific details in the text
- ❖ Determine the meaning of words and phrases as they are used in a text including figurative language
- ❖ Draw evidence from literary text to support analysis and/or reflection

Social Studies:

- ★ Integrate your Social Studies notes - use sources to cite and explain your stakeholders' point of view.

Science:

- ★ Identify criteria and constraints both in context and by definition.